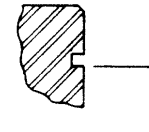
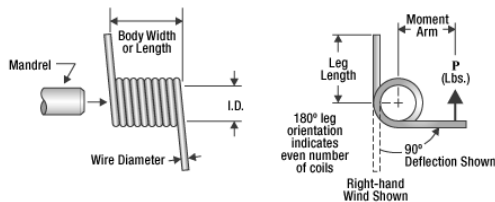


302 STAINLESS STEEL TORSION SPRINGS ARE ATTACHED ON SPRING PIN ABOVE CLAPPER. CLAPPER, PIN ASSY AND SPRING ASSY IS DROPPED INTO SEPARATE MILL SLOT OF VALVE BODY. BOTH ARE WELDED IN PLACE BY SS TABS.

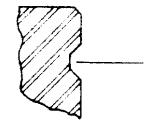
WAFER (SERRATED FACE)

ITEM N ^o	PART
1	WAFER
2	CLAPPER
3	HINGE PIN
4	PIN RETAINER
5	SEAL ("O" RING)
6	EYE BOLT ³ / ₈ HEX. NUT



"O" RING FLANGE FACE

"R" DIM. IS "O" RING SIZE.
"O" RING FACE DIMS.
FURNISHED ON REQUEST



R.T.J. FLANGE FACE
AVAILABLE FOR 900 LB.
"B" DIM. INCREASED 1/2"

FLANGE FACE ALTERNATES

NOTES

- VITON O RING INSERT IN WAFER IS STANDARD. TEFLON OR BUNA N NITRAL O RING OR METAL TO METAL CAN BE FURNISHED.
- INSERT CAN BE PLACED ON CLAPPER UPON REQUEST
- STAINLESS TRIM FURNISHED IF SPECIFIED.
- O RING DIMENSIONS ARE I.D.
- FACE FINISHED RAISED UNLESS A FLAT DIMENSION IS REQUESTED.
- ALL CORNERS HAVE 1/16" CHAMFER.

DIMENSIONS IN VALVE SIZE (INCHES)														
	2"	2 1/2"	3"	4"	6"	8"	10"	12"	14"	16"	18"	20"	24"	30"
A	4-3/8	5-1/8	5-7/8	7-1/8	9-7/8	12-1/8	14-1/4	16-5/8	19-1/8	21-1/4	23-1/2	25-3/4	30-1/2	
B	1-1/8	1-3/8	1-3/4	2-5/8	4-5/8	5-15/16	7-3/4	9-1/2	10-1/2	12-1/2	14	16	19-1/4	
C	3/4	3/4	3/4	3/4	1	1-1/8	1-1/2	2	2	2	3	3-1/4	3-3/4	

Made in the USA

BJ Champion Valve Reduced Port Short Pattern Wafer Check Valve with Springs

BJ Champion Valve & Machine, LP

16010 KITZMAN ROAD
Cypress, Tx 77429

PH-281-357-8887

FAX-281-357-8998

WAFER CHECK VALVE
ANSI 300LB